

August
September
2011



the newsletter of Carmel Valley Garden Association

Message from our President



Welcome to our new 2011-2012 Carmel Valley Garden Association club year.

I would like to introduce myself as your new club president. I am Dianne Woods and I've been a member since 1998 and before that I was a member from 1981-1983.

I am a Monterey Peninsula native and have been living in the Carmel Valley area for 25 years. I have a small gardening maintenance business with 28 years of working experience in many of the different micro climates area on the Peninsula, Tahoe Area and Central Valley.

As many of you know all Club members are welcome to the Board Meetings, (the 3rd Thursday of the month), you can just listen in or bring new business to the table. If you have new business, please e-mail me so I can put you on the agenda. You can also talk with any of the Board Members with thoughts and concerns or ideas. Come and be an active part of the Club.

The definition of a club is:

To join as a number of individuals, to the same end, to contribute separate powers or talents to one end, purpose or effect. To unite for the accomplishment of a common end.


We all have talents to add to this Club, just coming to the monthly meetings is being a very big part. We have a great time socializing with members and always have a great programs with engaging people who share interesting information with us. Speaking of socializing, we're going to try something new—we'll start our monthly meetings at 6:30pm with a half hour of socializing. We'll then be able to start our speaker presentation at 7pm sharp.

See you at the monthly meetings - Dianne Woods

Welcome our new Board Members *and* Directors

President: Dianne Woods
1st Vice President: Sheila Smith
2nd Vice President: Cheryl Fife
Secretary: Penny Wood
Treasurer: June Dawson
Membership: Bob Dawson
and Pamela Norton
Hospitality: Cheryl Fife

Social: Penny Wood
Programs: Sheila Smith
Telephone: Harriet Duarte
Garden Show Chair: Gordon Dill
Newsletter: Kathy Klawans Smith
Website: Kathy Klawans Smith
Directory: Kathy Klawans Smith
CGCI Liaison: Gordon Dill



CALENDAR

SEPTEMBER 8, 2011

CVGA's Monthly Program
6:30 - 7:00: social time
7pm sharp: Jon Kasky
Loving Your Love Apples
Carmel Valley
Community Center
Ford Road at Carmel Valley Road



Heirloom tomatoes are a passion for Jon. He's been a perennial participant at the Carmel TomatoFest and he's a seeker of unusual tomatoes. Jon is owner of Paradise Catering in the Village.

SEPTEMBER 17, 2011

Master Gardener's
Garden Tour
Behind the Garden Gate

A self-guided tour of Carmel gardens.
Speakers and a marketplace.

www.montereybaymastergardeners.org

OCTOBER 1, 2011

California Native
Plant Sale

MEarth Habitat
Carmel Middle School
www.montereybay.cnps.org



Carmel Valley Garden Association

Post Office Box 72 · Carmel Valley · CA · 93924

www.cvgardenclub.org · 501(c)3 Federal ID Number CGCI 5358



MAY 2011 ~ 42nd ANNUAL
CARMEL VALLEY
GARDEN SHOW
CONGRATULATES THE WINNERS!

BEST IN SHOW


ARRANGEMENTS
HARVEY C. CLARK
"SONG FOR MAMA"

CONTAINER PLANTS
MIMI SCHRAMM
MAIDEN HAIR FERN

CUT FLOWERS
SIDNEY RICHARDSON
LAVENDER BEARDED IRIS

ROSES
KATHY WITTPENN
PENELOPE ~ MUSK

POPULAR VOTE
GORDON DILL
HUGE PEONY



Photos by Leland Smith and Sue Hawkins



Best in Show Winners
♥ Congratulations ♥



CARMEL VALLEY GARDEN SHOW 2011

We had a great Garden Show even though it was a bit cold and Sunday started out with rain. Every year people say how our Show just gets better and better. That's because of all of our members who volunteer so much time and energy. So we thank us and give us a big pat on our collective back!

We're also so thankful for the incredible generosity of our donors. If you stop by their businesses, please tell them how much they're appreciated:

- Built-In-Distributors, Earthbound Farm,**
- Griggs Nursery, First National Bank - Rob Pappani,**
- Hidden Valley Music Seminars,**
- Julie Moore Design, Monterey County Fair,**
- Monterey Regional Waste Management District,**
- Valley Hills Nursery**

Meetings for next year's Garden Show will start up again on September 21, 2011 at 3:15 at Hidden Valley.

... Be ready to lend your ♥'s and 🙌's again ...

Below: details from Field of Flowers - photos by Sue Hawkins





Buffalo Mozzarella with Balsamic Glazed Plums, Pine Nuts and Mint

Sheila Smith's very good and wonderful friend, Suzette, came down and cooked dinner for her. This was one of the dishes she cooked. Suzette used nectarines instead of plums in this recipe. The recipe is from www.food52.com

Balsamic vinegar loves buffalo mozzarella. The tanginess of the vinegar is a nice complement to the subtlety of the cheese. Because this recipe is a little bit sweet and a little bit savory it can be served as a appetizer or dessert. Make sure the fruit is ripe but firm enough to hold its shape when heated. You can substitute peaches or fresh figs if you don't like the tartness of plums. But plums lend a crisp balance to the dish. Pile it on top of crostini and serve as a bruschetta.

- 1 large ball buffalo mozzarella, sliced into 1/4-inch thick rounds
- 4 ripe plums, nectarines, peaches, or some figs, pitted and quartered
- 1^{1/2} cup balsamic vinegar
- 1/2 cup fresh mint, chopped
- 1/4 cup pine nuts, toasted
- 1 splash olive oil
- Salt and pepper, to taste

1. Put vinegar in a medium saucepan and bring to a boil over medium heat. Adjust heat to low and simmer until it is reduced nearly three-quarters in volume and thickened to a syrup. About 15 minutes.
2. Add fruit to syrup turning gently to coat and continue to cook for another 4-7 minutes more. Turn off heat and let cool.
3. Meanwhile assemble mozzarella slices on platter, allowing to overlap slightly and season with salt and pepper to taste. With a fork, remove fruit from syrup and place atop cheese, then top with the remaining syrup, pine nuts and mint. Drizzle with olive oil and serve. Serves 4 to 6.


You KNOW You Have a Question (about that garden or plant or the naughty rodent)



“What plant should I use in the shade? Can this plant exist on little water? Why are there big holes in my rose leaves? What will grow in solid rock?”

Write your questions down and bring them to our monthly meetings. We'll set aside a bit of time to answer some (or all of them).

We'll have one of our 'experts' go through the questions in the hat and pick out ones that are particularly relevant. If there are questions that need answering and no one has the answer we just might put the question into the newsletter (ala Fine Gardening) and hopefully one of our brilliant members can solve your dilemma.



What To Do... What To Do...

(happenings around town)

Philip Glass' Days and Nights Festival

August 19~September 4
Hidden Valley Music Seminars

Jewish Food Festival

August 28
Congregation Beth Israel

Monterey County Fair

August 31~September 5

Monterey Bay Greek Festival

September 3~September 5
Monterey

Cherry's Jubilee

September 7~September 11
Monterey

Monterey Jazz Festival

September 16~September 18
Monterey Fairgrounds

PinotFest

September 16
Monterey

CV Chamber of Commerce

Chili Cook-Off

September 21
Holman Ranch



Monterey Bay Birding Festival

September 22~September 25
Watsonville



IMPORTANT!

This newsletter exists because of, and for you. Please submit items of interest. Even if you don't think it's all that interesting you just may be foolin' yourself and we'd love what you have to say.



Carmel Valley Garden Association

Post Office Box 72 . Carmel Valley . CA . 93924
www.cvgsclub.org . 501(c)3 Federal ID Number CGCI 5358

TO DO IN SEPTEMBER


ROSES

To clean up roses, remove the blind shoots and other internal branches. Cut the flowers and remove spent flowers. At this time of year take long stems, as this will remove infected foliage and will encourage fresh new growth. Cleaning up fallen leaves under the roses can help keep the spores of the fungus and other disease from floating back up to the living foliage. Washing down the foliage just as the sun comes out removes dust and the water droplets focus the sunlight killing off mildew and rust. A fresh dose of mulch will blanket over the spores and help reduce the water needs of the plants. Take care to keep the mulch from stacking up against the canes.

VEGETABLE GARDEN

Late in the month plant carrot seeds under the tomatoes and plant your peas for fall picking.

And make a caprese salad with buffalo mozzarella, **Carmel Valley Olive Oil**, and fresh basil. It couldn't be any simpler. Or more delicious!



Garden Show Financial Results

Bob Dawson

This year's Garden show did especially well considering the economy and the weather. We cleared almost \$6,700 after expenses. As everyone should know these are the funds from which we give back to the community.

Please support Earthbound Farms and Valley Hills Nursery, our two primary sponsors, with your business and your thanks during the year.

The local vendors also deserve our appreciation; some have been with us for years.

We partnered with the Carmel Orchid Society again this year but the only shared income venue was the Hula bar which made minimal profit mainly because of the cool weather.

The Field of Flowers coordinated by Kathy K Smith and supported by a host of CVGA and other artists made a nice profit of almost \$650.

The Plant sale, thanks to Gordon Dill and many members cleared over \$1100.

The Clothing sales of almost \$1500 led by Leland Smith was offset by building our inventory this year so we will have future income from this venue.

Of course, the real success story (over \$7200) remains the Silent Auction, thanks to Penny Wood's efforts and the many folks and local businesses who donated items.

However, this article only reports the financial aspect of our show. The Flower Display with its judged competition, Children's' Garden and knowledgeable speakers all make this community event so special. Thanks to all who participated in whatever capacity.

Next issue will contain a summary of our financial year ~ rj

[editor's note and I'm sure the editor speaks for everyone: I/we can't thank Bob Dawson enough for all the time, energy, good will, kindness, and levelheaded suggestions that he has brought to CVGA. I'm sure he'll properly raise the brand new treasurer right on up in his inimitable way. He'll still be around as Membership Director with Pamela Norton.]

CVGA MEETING
SEPTEMBER 8, 2011

CVGA's Monthly Program

6:30 - 7:00: social time

7pm sharp: Jon Kasky

Loving Your Love Apples

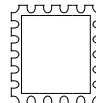
Carmel Valley

Community Center

Ford Road at Carmel Valley Road

Carmel Valley
Garden Association

post office box 72
carmel valley . CA . 93924



Carmel Valley Garden Association

Post Office Box 72 . Carmel Valley . CA . 93924

www.cvgaclub.org . 501(c)3 Federal ID Number CGCI 5358